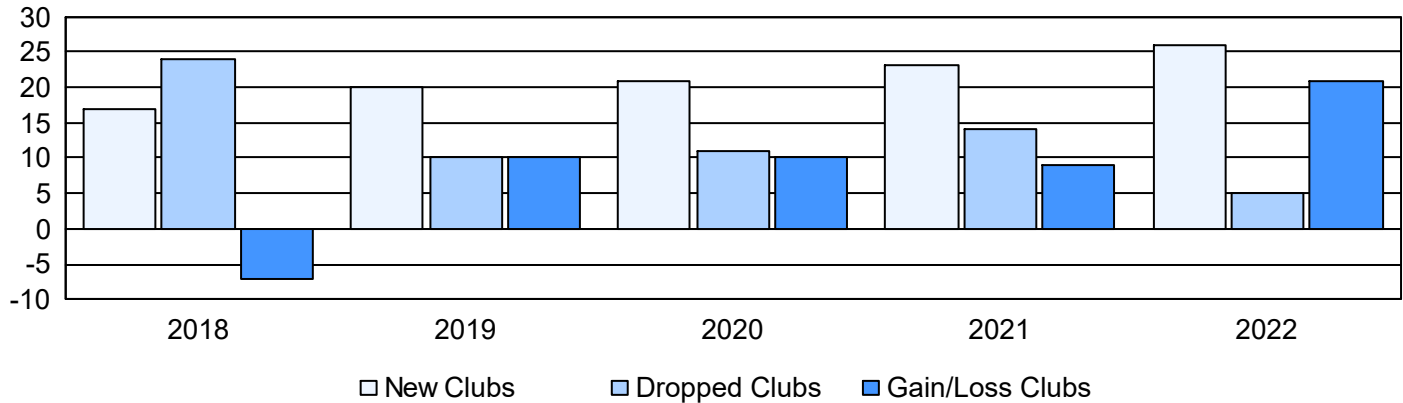
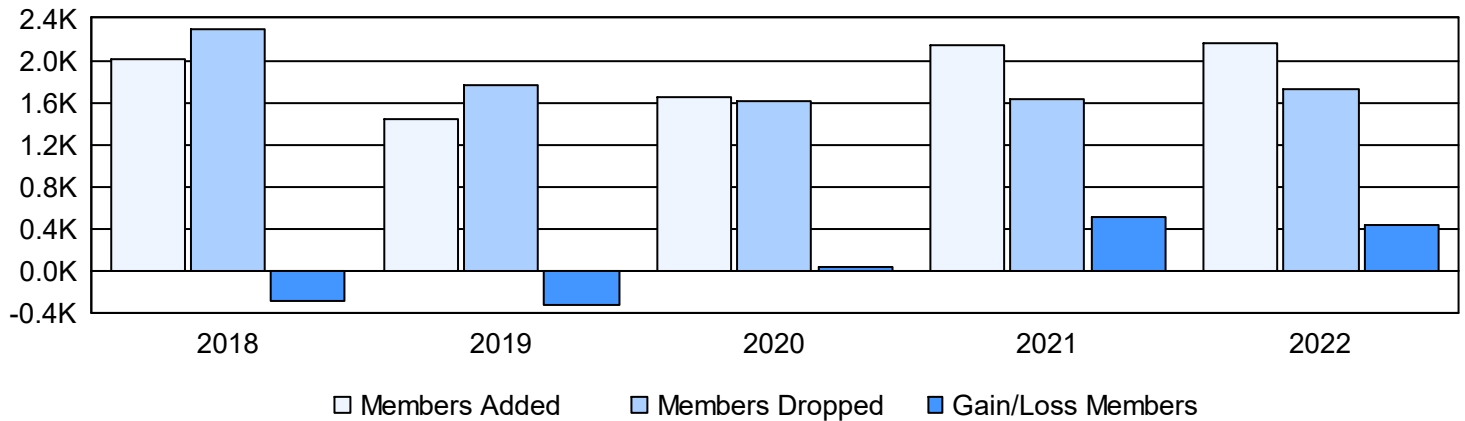


| Year | New Clubs | Dropped Clubs | Gain/ Loss Clubs | New Members | Charter Members | Reinstate Members | Transfer Members | Total Member Added | Total Members Dropped | Gain/ Loss Members |
|----------------|-----------|---------------|------------------|--------------|-----------------|-------------------|------------------|--------------------|-----------------------|--------------------|
| 2017-2018 | 17 | 24 | -7 | 1,316 | 488 | 153 | 44 | 2,001 | 2,289 | -288 |
| 2018-2019 | 20 | 10 | 10 | 777 | 545 | 73 | 40 | 1,435 | 1,770 | -335 |
| 2019-2020 | 21 | 11 | 10 | 932 | 560 | 88 | 61 | 1,641 | 1,606 | 35 |
| 2020-2021 | 23 | 14 | 9 | 1,328 | 643 | 130 | 35 | 2,136 | 1,626 | 510 |
| 2021-2022 | 26 | 5 | 21 | 1,253 | 732 | 122 | 47 | 2,154 | 1,728 | 426 |
| Average | 21 | 13 | 9 | 1,121 | 594 | 113 | 45 | 1,873 | 1,804 | 70 |

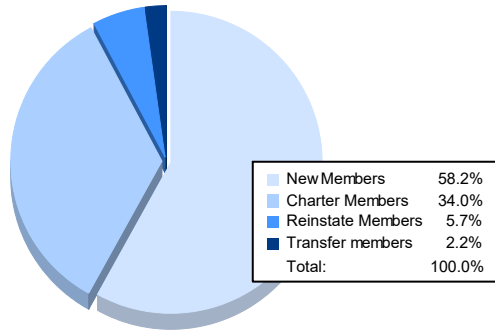
Clubs



Members



Membership Composition June 2022 Cumulative



Gender Composition June 2022 Cumulative

